

Art – William Morris

Week 1 - Research Lesson

This week you will begin your research...

Use the information in the following slides to create a fact file about William Morris and his art work.

Your fact file could include facts about William Morris' life and about his art work and you may also want to say what you think about William Morris' art work.

You may have headings such as:

Early Life

Career

Art Work




Opinions and Review of Art work

Present your fact files however you would like to! Be imaginative, add lots of pictures and colours to make yours stand out!

William Morris

‘Have nothing in your house that you do not know to be useful, or believe to be beautiful.’

- William Morris



Who Was William Morris



William Morris was born on 24th March, 1834.

He was the son of a wealthy business man.

He originally was going to become a priest but decided to devote his life to art instead.

He became a poet, artist and manufacturer.

He had lots of friends who were writers, poets and artists.

His career in designing started when he decorated his own house in London.

Who Was William Morris

He made stained glass windows...



Who Was William Morris

He made patterned wallpaper...



Who Was William Morris

He made tapestries...



William Morris – The Style

William Morris is very famous for his wallpaper designs. He created some beautiful designs, the likes of which had never been used before. In fact, wallpaper before his day was quite plain.



The Victorian era was the era of industrialisation; factories were being built in the cities in Britain, especially London. People flocked to the cities to work in these factories or run them, and the cities grew bigger and bigger. As a result, people led more urban lifestyles and grew to miss the countryside. Wealthier people did have gardens, but still, it was desirable to feel closer to nature.

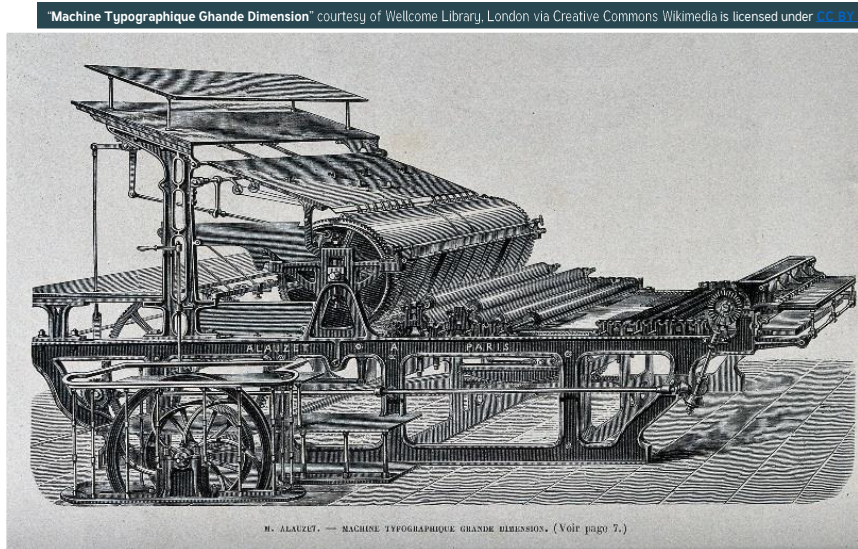


William Morris, who was also an environmental campaigner, created designs of floral patterns (patterns inspired by flowers and plants) which were repeated many times by block printing.




William Morris – The Technique

What William Morris did was to make designs of floral patterns (patterns inspired by flowers and plants) that could be repeated many times by block printing techniques on large pieces of paper to make patterned wallpaper.



This process was later improved through advances in technology, using printing machines and synthetic coloured inks.

An Influential Artist



“Windrush” 1881-1883

An Influential Artist

"Tulip and Willow" 1873



An Influential Artist

"African Marigold" 1876



An Influential Artist




"Trellis" 1876

An Influential Artist

"Daisy" 1864



An Influential Artist



"Acanthus" 1875

An Influential Artist

"Strawberry Thief" 1883



An Influential Artist



"Peacock and Dragon" 1878